

# Back Country

Weights & Measures	18F	22F	26F	23FS	26FS
Full Featured Dry Weight (lbs)	4050	4300	4850	5750	6100
Cargo Carrying Capacity (lbs)	1750	1700	1750	1750	1800
Hitch Dry Weight (lbs)	500	485	565	620	710
Maximum Trailer Weight (lbs)	5800	6000	6600	7500	7900
Length (including hitch)	22'3"	26'3"	29'5"	27'6"	29'3"
Height (w/o AC)**	9'6"	9'6"	9'6"	10'1"	10'1"
Fresh Water Holding Tank (gal)	56	56	56	56	56
Grey Water Holding Tank (gal)	40	40	40	40/40	40
Black Water Holding Tank (gal)	40	40	40	40	40
Propane Capacity (lbs)	60	60	60	60	60
Heavy Duty 5 Lug Axles (lbs)	3500 (2)	3500 (2)	3500 (2)		
Heavy Duty 6 Lug Axles (lbs)				5200 (2)	5200 (2)
Goodyear Tire Size (load range)	ST205/ 75 15C	ST205/ 75 15C	ST205/ 75 15C	ST225/ 75 15D	ST225/ 75 15D

## \*All dry weights are calculated on full featured production units

Verify the towing capacity of your tow vehicle. If you don't know or aren't sure, you can ask your automotive dealership or contact your tow vehicle manufacturer. All weights above are average approximations and may vary.

Weights are calculated before adding options. Specifications, weights and prices are subject to change without notice.

\*\* Optional roof mount air conditioning unit will add approximately 12" to the overall height of the trailer.




"Pure Outdoor Back Country Camping"

## "Welcome to the Outdoors" Back Country Package

Norcold 6.3 cu ft Fridge with Mountain Alder Prefinish Panels  
Dinette Drawer System (1 Pot & Pan Drawer)  
Knife Rack behind Range  
Full Extension Metal Drawer Guides (All Drawers)  
Black Tank Flush  
Exterior Shower  
Extra Counter Space - Range Cover, 2 Sink Lids, Flip Up Counter  
Microwave / TV Ant / CD Player  
DSI Water Heater with Single Lever Bypass  
Residential Shower Surround Tub Walls  
Mini-Blinds  
Bathroom Heat Duct  
Porch Light  
3 Burner Cooktop with 22" Oven\*\*  
Bath Skylight  
Awning  
Foot Flush Toilet  
Forced Air Direct Spark Ignition Furnace with Thermostat  
Granite Designed Countertops  
Bathroom Towel Bars  
Front Walk Around Queen Bed\*\*  
Dual Night Stands and Shirt Wards\*\*  
Comfort Style Residential Sofa\*\*  
Sofa Throw Pillows (2)\*\*

## Options

CSA 

Coleman 13.5 A/C



Available on (18F, 22F, 26F)

\*Fully Enclosed Heated Insulated Holding Tanks

## 23FS/26FS

Four Seasons Camping - Designed for Mountain States & Western Canada

Fully Enclosed / Heated / Insulated Underbelly / Mountain Insulation

15" GoodYear Radial Trailer Approved Tires Safety/Warranty (Heavy Ply D Range -ST225)

## Built "Outdoors Tough" Back Country Package

Double Mountain Insulation  
Off Road Extra Tall Front Diamond Plate  
15" GoodYear Radial Trailer Approved Tires Safety/Warranty  
15" GoodYear Spare Radial Trailer Approved Tire with Carrier  
Custom Built Cambered Off Road Chassis  
Rugged A-Frame - Protected Junction Box Wiring  
Diamond Plate Wrap Bumper  
Heavy Duty 5 Lug 3500 LB Axles with Off Road Brake System  
Extra Ground Clearance Straight Axles with Easy Lube Hubs  
Beaufloor "Outdoor Tough" Flooring - 7 Layers - Cold Cracking Warranty to -50  
Roto-Torqued Outdoors Tough Real Wood Cabinetry (all cabinets)  
Mud Flaps  
Nut Driven Scissor Jacks (all 4 corners)  
Radius Crowned Full Walk On Roof  
Dual 30# LP Tanks with Flip-Top Cover  
Metal Entry Door Catches  
Off Road Clearance Lights  
5" Thick - High Density Foam - Dinette Cushions  
4-Wheel Electric Brakes with Breakaway Switch  
Safety Package - Includes Propane Detector, Fire Extinguisher & Carbon Monoxide Detector  
Tinted Windows  
Factory Winterization with Valve  
Cooler Sized Luggage Doors\*\*

\*\*Most Models

Outdoors RV Mfg

La Grande, OR \* 541-624-5500

WWW.OUTDOORSRV.MFG.COM

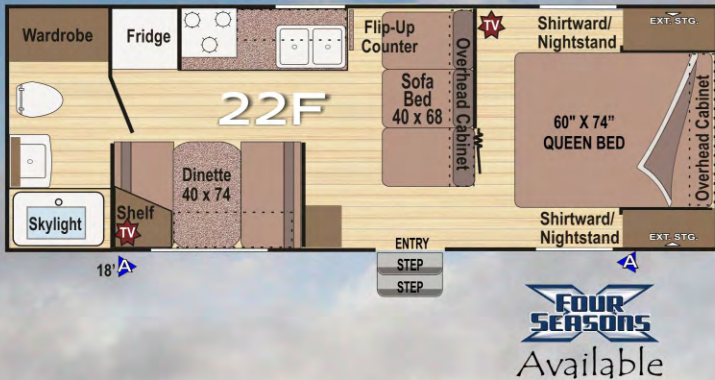
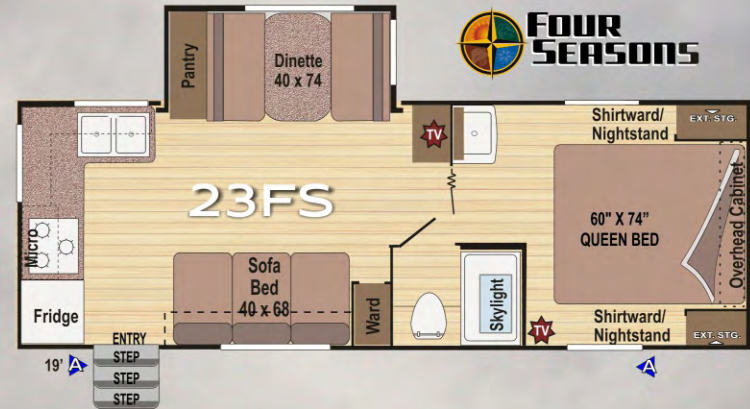


Print Date  
February 2013



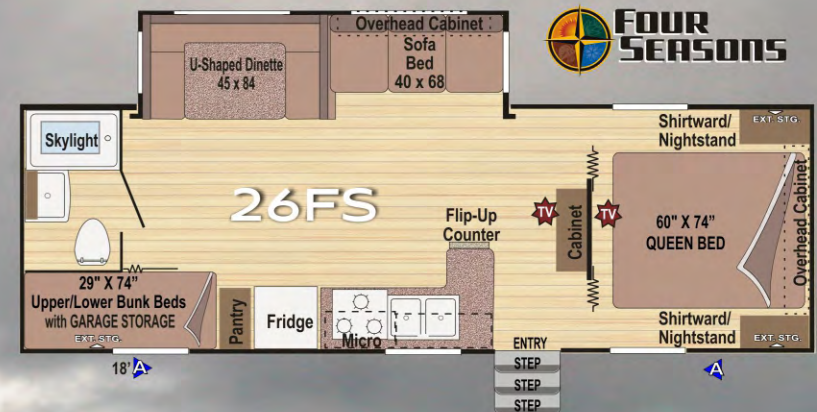

"Pure Outdoor Back Country Camping"

# Back Country



Double Mountain Insulation Standard on ALL Models

Indicates pre-wired locations where TV's can be installed



Length' Indicates full length awning.