

TRAVEL TRAILER



Generations of family fun.



JAY FLIGHT



**2+3**  
YEAR YEAR  
LIMITED STRUCTURAL  
WARRANTY

JAY FLIGHT SLX 7

183RB



183RB shown in Truffle interior design.





**145RB**



**154BH**



**174BH**



**183RB**



**184BS**



**195RB**

## LEGEND

- STORAGE
- MICRO MICROWAVE
- OHC OVERHEAD CABINETS
- FRIDGE REFRIGERATOR
- WARD WARDROBE

## SPECS

FLOORPLAN	EXTERIOR TRAVEL LENGTH	EXTERIOR WIDTH	EXTERIOR HEIGHT (WITH A/C)	INTERIOR HEIGHT	UNLOADED VEHICLE WEIGHT	DRY HITCH WEIGHT	GVWR	CARGO CARRYING CAPACITY	FRESH WATER CAPACITY (INCLUDES WATER HEATER)	GRAY WASTE WATER CAPACITY	BLACK WASTE WATER CAPACITY	SLEEP CAPACITY
<b>145RB</b>	16' 6"	7' 1"	9' 4"	6' 1"	2,045	220	3,140	735	16	19.9	19.9	3
<b>154BH</b>	17' 10"	7' 1"	9' 4"	6' 1"	2,600	295	3,450	850	26	19.9	19.9	4-6
<b>174BH</b>	21' 6"	7' 1"	9' 5"	6' 1"	2,945	270	3,750	805	26	19.9	19.9	5-8
<b>183RB</b>	21' 0"	7' 1"	9' 5"	6' 1"	3,250	326	4,100	725	26	19.9	19.9	2-4
<b>184BS</b>	21' 6"	7' 1"	9' 7"	6' 1"	3,240	360	4,200	960	26	19.9	19.9	5-8
<b>195RB</b>	21' 8"	7' 1"	9' 5"	6' 1"	2,940	285	3,750	810	26	19.9	19.9	3-4

Some specs at the time of print may include estimates. For the most accurate information, please visit [Jayco.com](http://Jayco.com).

**Unloaded Vehicle Weight (UVW):** Sometimes referred to as "Dry Weight," UVW means the typical weight of the trailer as built at the factory. The UVW, as used in product literature and other promotional materials, does not include cargo, fresh water, propane, options or dealer-installed accessories.

**Gross Vehicle Weight Rating (GVWR):** GVWR means the maximum permissible weight of the trailer, including the UVW plus personal items, all cargo, fluids, options and dealer-installed accessories. The GVWR is equal to or greater than the sum of the UVW and the CCC.

**Cargo Carrying Capacity (CCC):** CCC means the maximum weight of personal items, food, fresh water, propane, tools, other cargo and dealer-installed accessories that can be carried by the trailer. CCC is equal to or less than GVWR minus UVW. The addition of options will decrease the CCC.

**Hitch Weight (HW):** The hitch weight, as used in product literature and other promotional materials, does not include cargo, fresh water, propane gas, options or dealer-installed accessories. The addition of these types of items will either add to or subtract from the stated hitch weight.

It is important for your safety and enjoyment that your tow vehicle be adequately sized and equipped to tow and handle the GVWR of the RV you select. Review weights and rating of your tow vehicle and consult a competent advisor for questions or advice. Whether you are new to RVing or a veteran, get a feel for the performance of your tow vehicle before heading out on the roadways. When you tow an RV, you must drive differently than when you drive a single vehicle. Practice hooking up, driving, backing up and braking in a safe environment or seek out professional instruction. Jayco affixes a weight label to each RV which lists estimated weight information for that vehicle. See specifications chart above.

JAY FLIGHT SLX 8 287BHS



287BHS shown in Clay interior design.



JAY FLIGHT SLX 8 FLOORPLANS



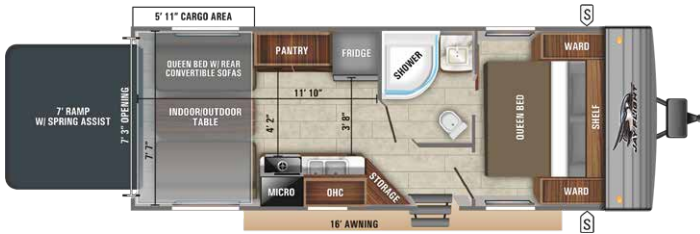
212QB



224BH



OPTION D  
235RKS



236TH



OPTION C  
237RBS



242BHS



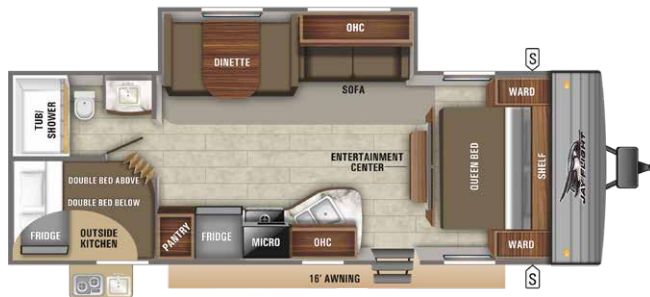
OPTION B  
245RLS



264BH



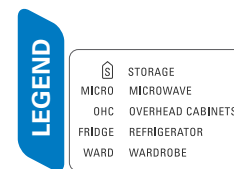
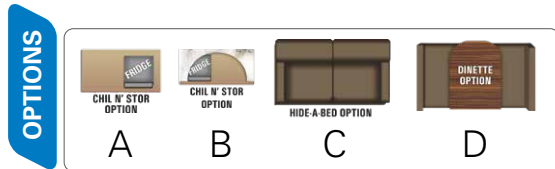
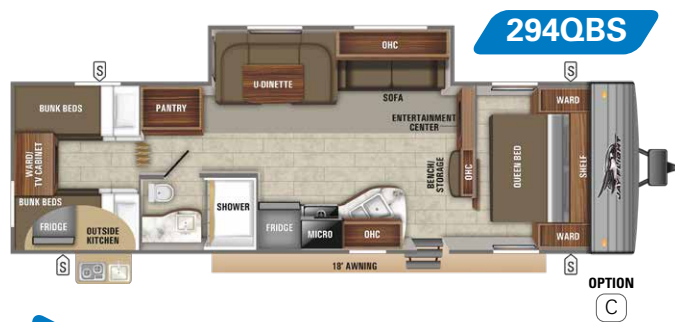
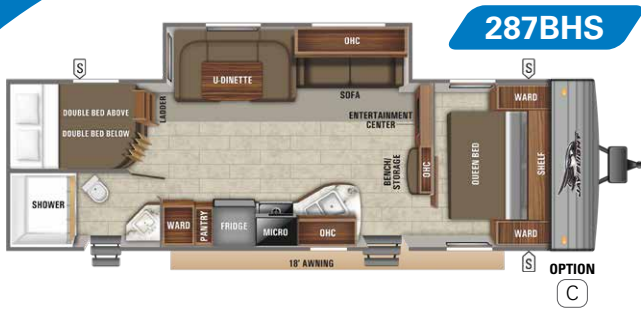
OPTION C  
265RLS



OPTION C  
267BHS



OPTION C  
284BHS



SPEC	SPECS												
	FLOORPLAN	EXTERIOR TRAVEL LENGTH	EXTERIOR WIDTH	EXTERIOR HEIGHT (WITH A/C)	INTERIOR HEIGHT	UNLOADED VEHICLE WEIGHT	DRY HITCH WEIGHT	GVWR	CARGO CARRYING CAPACITY	FRESH WATER CAPACITY (INCLUDES WATER HEATER)	GRAY WASTE WATER CAPACITY	BLACK WASTE WATER CAPACITY	SLEEP CAPACITY
	212QB	25' 6"	8' 0"	10' 6"	6' 9"	4,236	460	5,500	661	48	39	39	4-5
	224BH	26' 11"	8' 0"	10' 4"	6' 9"	4,405	400	5,500	1,095	48	39	39	7-8
	235RKS	27' 11"	8' 0"	11' 0"	6' 9"	5,505	550	7,000	1,495	44	78	39	2
	236TH	28' 2"	TBD	TBD	TBD	TBD	TBD	TBD	TBD	TBD	TBD	TBD	6
	237RBS	26' 8"	8' 0"	11' 1"	6' 9"	5,380	598	6,500	1,120	46	78	39	2
	242BHS	29' 2"	8' 0"	10' 11"	6' 9"	5,505	683	7,000	1,495	48	39	39	7-8
	245RLS	28' 1"	8' 0"	11' 2"	6' 9"	5,280	555	7,000	1,720	46	39	39	4-5
	264BH	29' 3"	8' 0"	10' 5"	6' 9"	4,595	470	6,000	1,905	48	39	39	4-5
	265RLS	30' 11"	8' 0"	11' 0"	6' 9"	6,005	710	7,150	370	44	39	39	4-6
	267BHS	30' 2"	8' 0"	11' 1"	6' 9"	5,870	665	7,000	1,130	44	39	39	8-10
	284BHS	33' 5"	8' 0"	11' 0"	6' 9"	6,245	770	7,500	1,225	44	39	39	8-10
	287BHS	33' 5"	8' 0"	11' 0"	6' 9"	6,171	670	7,500	703	44	39	39	8-10
	294QBS	35' 5"	8' 0"	11' 2"	6' 9"	6,690	810	8,250	1,560	48	47.5	39	8-14
	324BDS	36' 2"	8' 0"	11' 2"	6' 9"	7,663	1,350	9,000	682	46	41	39	8-14

Some specs at the time of print may include estimates. For the most accurate information, please visit [Jayco.com](http://Jayco.com).

**Unloaded Vehicle Weight (UVW):** Sometimes referred to as "Dry Weight," UVW means the typical weight of the trailer as built at the factory. The UVW, as used in product literature and other promotional materials, does not include cargo, fresh water, propane, options or dealer-installed accessories.

**Gross Vehicle Weight Rating (GVWR):** GVWR means the maximum permissible weight of the trailer, including the UVW plus personal items, all cargo, fluids, options and dealer-installed accessories. The GVWR is equal to or greater than the sum of the UVW and the CCC.

**Cargo Carrying Capacity (CCC):** CCC means the maximum weight of personal items, food, fresh water, propane, tools, other cargo and dealer-installed accessories that can be carried by the trailer. CCC is equal to or less than GVWR minus UVW. The addition of options will decrease the CCC.

**Hitch Weight (HW):** The hitch weight, as used in product literature and other promotional materials, does not include cargo, fresh water, propane gas, options or dealer-installed accessories. The addition of these types of items will either add to or subtract from the stated hitch weight.

It is important for your safety and enjoyment that your tow vehicle be adequately sized and equipped to tow and handle the GVWR of the RV you select. Review weights and rating of your tow vehicle and consult a competent advisor for the performance of your tow vehicle before heading out on the roadways. When you tow an RV, you must drive differently than when you drive a single vehicle. Practice hooking up, driving, backing up and braking in a safe environment or seek out professional instruction. Jayco affixes a weight label to each RV which lists estimated weight information for that vehicle. See specifications chart above.

## JAY FLIGHT SLX 7 STANDARDS & OPTIONS

### STANDARD EXTERIOR EQUIPMENT

Dexter® axles with Nev-R-Adjust® brakes and E-Z Lube® hubs  
 Cambered, steel box tube frame  
 Fully-integrated A-frame  
 Magnum Truss™ Roof System with seamless DiFlex II material  
 Large exterior downspouts  
 Front window  
 30-amp service  
 20 lb. propane bottle  
 Exterior cable TV hookup  
 LED exterior lighting  
 Dark tinted safety glass privacy windows

### STANDARD INTERIOR EQUIPMENT

Solid hardwood cabinet doors  
 LED interior lighting  
 Wardrobe/pantry storage  
 Plastic sink  
 Seamless solid-surface look kitchen countertops  
 Brushed nickel faucets  
 Heavy duty, 75 lb., full extension, steel ball-bearing drawer guides  
 Wall-mounted 8,000-BTU A/C  
 Diamondflor® vinyl flooring  
 Shaw® residential-grade carpet (select models)  
 Premium multimedia sound system with MP3/iPod input jacks and Bluetooth® connectivity  
 Digital TV antenna  
 Residential-height plywood bed platforms  
 Marine-grade toilet with foot-flush  
 Shower curtain with curved shower track (select models)  
 Wood-trimmed mirror in bathroom  
 Queen Serta® mattress (select models)  
 300 lb. rated bunk beds (select models)  
 4 in. thick bunk mats (select models)

### CUSTOMER VALUE PACKAGE (MANDATORY)

Goodyear® Endurance tires (made in the U.S.A.)  
 Quick recovery 6 gal. gas/electric DSI water heater  
 Bathroom skylight  
 Front diamond plate  
 Pleated window shades  
 Power awning with LED lights & speakers  
 Range hood  
 Stabilizer jacks with sand pads (2)

Water heater bypass  
 Spare tire with cover  
 2-burner range  
 3 cu. ft. refrigerator with temperature controls  
 Microwave oven  
 Keyed-Alike™ entry and baggage doors

### OPTIONS

Customer Value Package (mandatory)  
 13,500-BTU, roof-mounted A/C  
 Queen bedspread and pillows (select models)  
 Fiberglass sidewalls

## JAY FLIGHT SLX 8 STANDARDS & OPTIONS

### STANDARD EXTERIOR EQUIPMENT

Dexter® axles with Nev-R-Adjust® brakes and E-Z Lube® hubs  
 Galvanized-steel impact-resistant wheel wells  
 I-class™ cambered structural steel I-beams  
 Fully-integrated A-frame  
 5/8 in. tongue-and-groove plywood floor decking  
 Magnum Truss™ Roof System with plywood decking and seamless DiFlex II material  
 Large exterior downspouts  
 2-sided reflective foil insulation in flush-floor slideout floors  
 13,500-BTU roof-mounted A/C  
 30 amp service  
 Solar prep  
 20 lb. propane bottles (2)  
 Spare tire with cover  
 Pull-out camp kitchen (242BHS, 284BHS, 294QBS)  
 Backup camera prep  
 Keyblock exterior TV bracket  
 LED exterior lighting  
 Dark tinted safety glass privacy windows  
 LED reverse taillights

### STANDARD INTERIOR EQUIPMENT

81 in. ceiling height  
 Solid hardwood cabinet doors  
 LED interior lighting  
 Wardrobe/pantry storage  
 Seamless solid-surface look kitchen countertops  
 Large 50/50 acrylic kitchen sink  
 Brushed nickel faucets  
 Heavy duty, 75lb., full extension, steel ball-bearing drawer guides  
 J-Steel™ jackknife sofa  
 Diamondflor® vinyl flooring  
 Shaw® residential-grade carpet (select models)  
 Premium multimedia sound system with MP3/DVD player/ iPod input jacks and Bluetooth® connectivity  
 Digital TV antenna  
 Cable/satellite TV hookup  
 Residential-height plywood bed platforms  
 Bedroom doors in place of curtains (select models)  
 Queen bed struts  
 Marine toilet with foot-flush  
 Tub surround  
 Bathroom exhaust vent  
 Shower curtain with curved shower track (select models)  
 Wood-trimmed mirror in bathroom  
 Queen Serta® mattress  
 Bedroom LED accent lighting  
 300 lb. rated bunk beds (select models)  
 600 lb. rated bunk beds (double bunks only)  
 Privacy curtains in bunk areas (select models)  
 4 in. thick bunk mats (select models)  
 Smoke-glass cabinet inserts (select models)

### CUSTOMER VALUE PACKAGE (MANDATORY)

Goodyear® Endurance tires (made in the USA)  
 Quick recovery 6 gal. gas/ electric DSI water heater  
 3-burner range with glass cover

6 cu. ft. Norcold® stainless steel refrigerator with temperature controls  
 Oven with glass door and interior light  
 Bathroom skylight  
 Front diamond plate  
 Spare tire with cover  
 Outside shower  
 Stainless steel microwave oven  
 Pleated window shades  
 Power awning with LED lights & speakers  
 Range hood  
 Stabilizer jacks with sand pads (4)  
 Water heater bypass  
 Keyed-Alike™ entry and baggage doors


### OPTIONS

15,000-BTU, roof-mounted A/C  
 50-amp service with second A/C prep (294QBS, 324BDS)  
 Queen bedspread and pillows  
 Chil N' Stor (232RB, 245RLS)  
 Enclosed underbelly  
 LED TV (standard 284BHS)  
 Hide-a-bed (237RBS, 265RLS, 267BHS, 284BHS, 287BHS, 294QBS, 324BDS)  
 MORryde® Step Above™ entry steps  
 Roof ladder  
 Aluminum rims  
 30 lb. propane bottle



### INTERIOR OPTIONS

#### CHARCOAL



#### CLAY



#### TRUFFLE



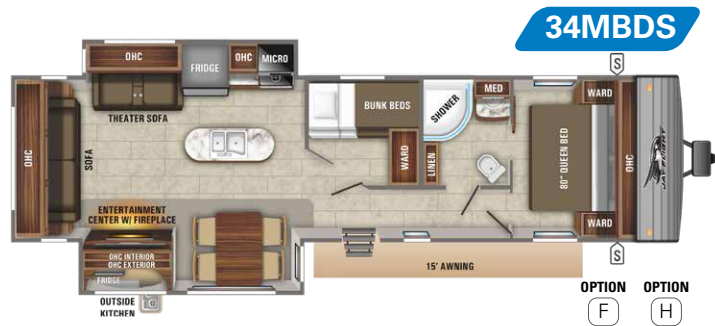
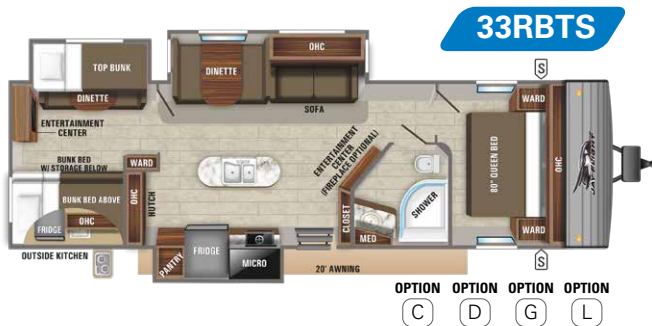
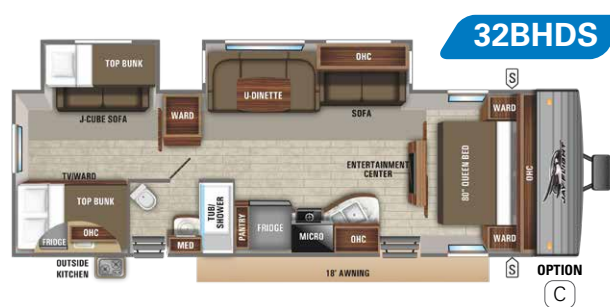
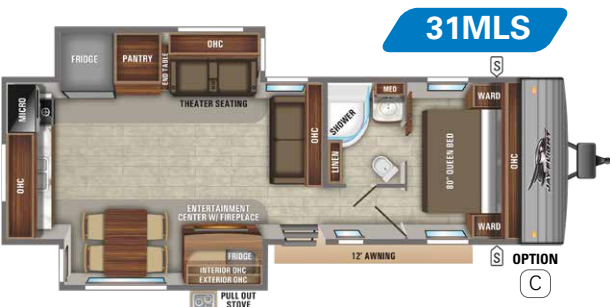
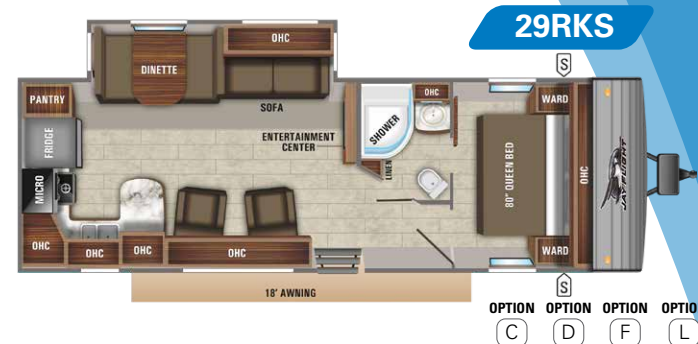
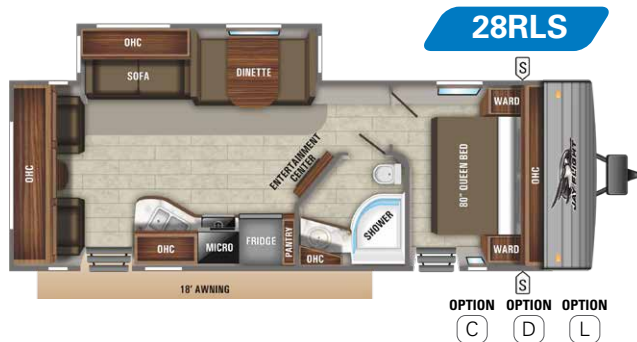
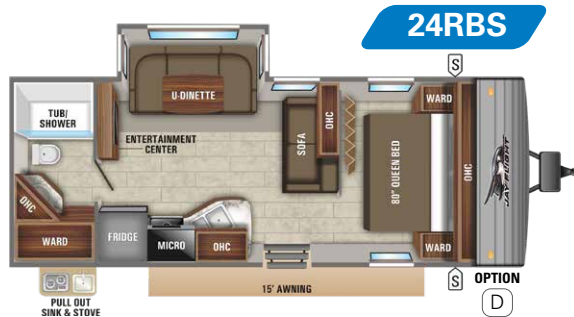
JAY FLIGHT 29RKS

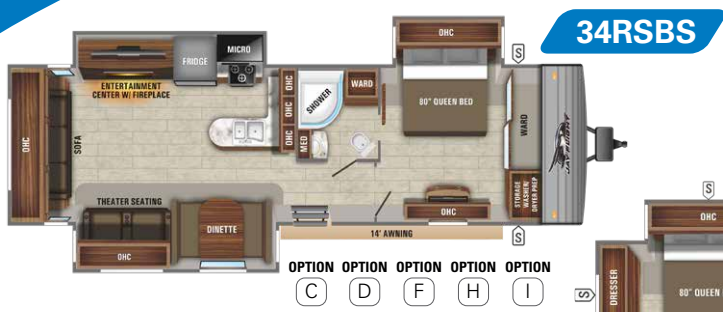


29RKS shown in Sandstone interior design

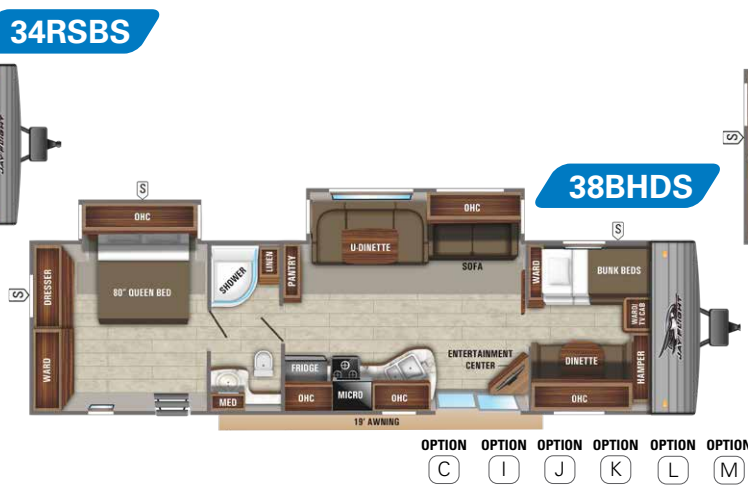




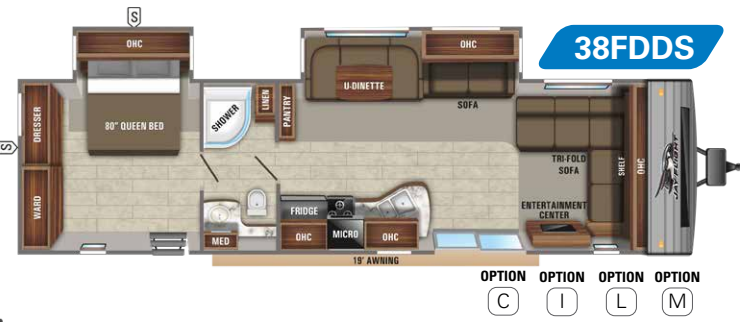




OPTION C OPTION D OPTION F OPTION H OPTION I



OPTION C OPTION I OPTION J OPTION K OPTION L OPTION M



OPTION C OPTION I OPTION L OPTION M

**LEGEND**

- STORAGE
- MICRO MICROWAVE
- OHC OVERHEAD CABINETS
- FRIDGE REFRIGERATOR
- WARD WARDROBE

**OPTIONS**



**SPECS**

FLOORPLAN	EXTERIOR TRAVEL LENGTH	EXTERIOR WIDTH	EXTERIOR HEIGHT (WITH A/C)	INTERIOR HEIGHT	UNLOADED VEHICLE WEIGHT	DRY HITCH WEIGHT	GVWR	CARGO CARRYING CAPACITY	FRESH WATER CAPACITY (INCLUDES WATER HEATER)	GRAY WASTE WATER CAPACITY	BLACK WASTE WATER CAPACITY	SLEEP CAPACITY
24RBS	28' 8"	8' 0"	11' 1"	6' 9"	5,555	610	7,500	1,945	84	39	39	4-5
28BHBE	33' 5"	8' 0"	11' 2"	6' 9"	6,648	657	9,250	2,700	82	39	39	8-10
28BHS	33' 2"	8' 0"	11' 3"	6' 9"	6,683	788	8,750	2,089	82	78	39	8-10
28RLS	32' 5"	8' 0"	11' 3"	6' 9"	6,560	755	8,800	2,303	84	39	39	4-6
29RKS	33' 9"	8' 0"	11' 4"	6' 9"	6,800	825	9,500	2,592	86	78	39	4-6
31MLS	35' 5"	8' 0"	11' 3"	6' 9"	7,925	1,044	10,250	2,325	86	78	39	3-4
32BHDS	36' 2"	8' 0"	11' 2"	6' 9"	8,065	865	9,995	1,960	86	78	39	8-12
32TSBH	36' 2"	8' 0"	11' 2"	6' 9"	8,668	800	10,950	2,313	86	41	39	9-14
33RBTs	37' 8"	8' 0"	11' 3"	6' 9"	8,733	915	10,950	2,249	86	78	39	8-14
34MBDS	38' 11"	8' 0"	11' 4"	6' 9"	8,357	1,020	10,950	2,622	86	78	39	6-8
34RSBS	37' 6"	8' 0"	11' 2"	6' 9"	8,879	1,349	11,250	2,403	86	78	39	4-6
38BHDS	40' 4"	8' 0"	11' 5"	6' 9"	8,498	1,147	10,950	2,452	90	39	39	6-14
38FDDS	40' 4"	8' 0"	11' 3"	6' 9"	8,450	1,145	10,950	2,500	90	39	39	5-8

Some specs at the time of print may include estimates. For the most accurate information, please visit [Jayco.com](http://Jayco.com).

**Unloaded Vehicle Weight (UVW):** Sometimes referred to as "Dry Weight," UVW means the typical weight of the trailer as built at the factory. The UVW, as used in product literature and other promotional materials, does not include cargo, fresh water, propane, options or dealer-installed accessories.

**Gross Vehicle Weight Rating (GVWR):** GVWR means the maximum permissible weight of the trailer, including the UVW plus personal items, all cargo, fluids, options and dealer-installed accessories. The GVWR is equal to or greater than the sum of the UVW and the CCC.

**Cargo Carrying Capacity (CCC):** CCC means the maximum weight of personal items, food, fresh water, propane, tools, other cargo and dealer-installed accessories that can be carried by the trailer. CCC is equal to or less than GVWR minus UVW. The addition of options will decrease the CCC.

**Hitch Weight (HW):** The hitch weight, as used in product literature and other promotional materials, does not include cargo, fresh water, propane gas, options or dealer-installed accessories. The addition of these types of items will either add to or subtract from the stated hitch weight.

It is important for your safety and enjoyment that your tow vehicle be adequately sized and equipped to tow and handle the GVWR of the RV you select. Review weights and rating of your tow vehicle and consult a competent advisor for questions or advice. Whether you are new to RVing or a veteran, get a feel for the performance of your tow vehicle before heading out on the roadways. When you tow an RV, you must drive differently than when you drive a single vehicle. Practice hooking up, driving, backing up and braking in a safe environment or seek out professional instruction. Jayco affixes a weight label to each RV which lists estimated weight information for that vehicle. See specifications chart above.

## JAY FLIGHT STANDARDS & OPTIONS

### STANDARD EXTERIOR EQUIPMENT

Dexter® axles with Nev-R-Adjust® brakes and E-Z Lube® hubs  
 I-class™ cambered structural steel I-beams  
 Fully integrated A-frame  
 5/8 in. tongue and groove plywood floor decking  
 Magnum Truss™ Roof System with plywood decking and seamless DiFlex II material  
 2-sided, reflective foil insulation in flush-floor slideout room floors  
 Large exterior downspouts  
 30 in. x 72 in. main entrance door  
 Galvanized-steel, impact-resistant wheel wells  
 30-amp service  
 Utility lighting system  
 Front diamond plate  
 Stabilizer jacks with sand pads (4)  
 Keyblock exterior TV bracket  
 LED exterior lighting  
 Dark tinted safety glass privacy windows  
 LED reverse taillights  
 LP quick connect (outside gas grill prep)

### STANDARD INTERIOR EQUIPMENT

81 in. ceiling height  
 Solid hardwood cabinet doors  
 LED interior lighting  
 Wardrobe/pantry storage  
 Seamless solid-surface look kitchen countertops  
 Coat hook by entry door (select models)  
 3-burner range with glass cover  
 Oven with glass door and interior light  
 Heavy duty, 75 lb., full extension, steel ball-bearing drawer guides  
 Range hood  
 Decorative dinette and slideout room lighting (SuperSlide models)  
 Brushed nickel faucets  
 Vented kitchen window  
 Hidden-switch command/charging center  
 Backup/security camera prep  
 J-Steel™ jackknife sofa  
 Diamondflor® vinyl flooring  
 Shaw® residential-grade carpet (select models)  
 Vented windows in slideout room end walls (SuperSlide models)  
 Pleated window shades  
 Glass shower door (select models)  
 Shower curtain with curved shower track (select models)  
 Queen Serta® mattress  
 Residential-height plywood bed platforms

Main bed struts  
 300 lb. rated bunk beds (select models)  
 600 lb. rated bunk beds (double bunks)  
 Privacy curtains in bunk areas (select models)  
 Vented bunk windows (select models)  
 4 in. thick bunk mats (select models)  
 Wooden bedroom doors (select models)  
 Smoke-glass cabinet inserts  
 LED accent lighting in kitchen  
 Up/down style dinette table (main booth dinette only)

### CUSTOMER VALUE PACKAGE (MANDATORY)

13,500-BTU, roof-mounted A/C  
 30 lb. propane bottles with cover (2)  
 Quick recovery 6 gal. gas/electric DSI water heater (10 gal. in 38BHDS, 38FDDS)  
 Bathroom power vent  
 Bathroom skylight  
 Cable/satellite TV hookup  
 Digital TV antenna  
 Goodyear® Endurance tires (made in the U.S.A.)  
 Outside shower  
 Power tongue jack  
 Spare tire with cover  
 Tub surround  
 Water heater bypass  
 Power awning with speakers and LED lights  
 Stainless steel 8 cu. ft. refrigerator (18 cu. ft. in 38BHDS, 38FDDS)  
 Keyed-Alike™ entry and baggage doors

### ELITE PACKAGE (MANDATORY)

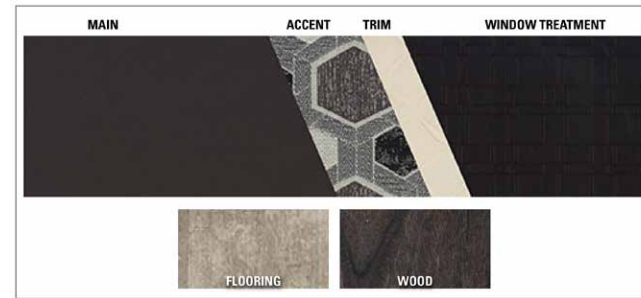
Black tank flush  
 Porcelain foot-flush toilet  
 Second fresh water tank (total 80 gal. capacity)  
 Large main entry door grab handle  
 Stainless kitchen appliances  
 Upgraded kitchen faucet with pull out sprayer  
 Kitchen sink covers and rolling drying rack  
 Hardwood frame mission style cabinet doors  
 AM/FM/CD/DVD player with MP3 input and Bluetooth® & HDMI® connectivity  
 Solar prep  
 Dual USB and 12V charging port  
 Deluxe bedspread with pillows  
 Simmons® mattress

### OPTIONS

Customer Value Package with 15,000-BTU A/C  
 Thermal package: insulated, heated, and enclosed underbelly and reflective foil insulation in main roof and slideout floors  
 LED TV  
 2nd A/C in bedroom (select models)  
 50-amp service with second A/C prep (select models) (std. in 34RSBS)  
 Aluminum rims  
 Exterior bumper-mount grill  
 Cargo accessory receiver (N/A 26BH)  
 Chil N' Stor (26BH)  
 Electric stabilizer jacks (4)  
 Fiberglass sidewalls with frameless windows  
 Fireplace (29RKS, 28BHBE, 32BHDS, 32TSBH, 33RBTS, 38BHDS) (std on 31MLS, 32RLOK, 34MBDS, 34RSBS)  
 Freestanding table with 4 chairs (select models) (std. in 31MLS, 32RLOK, 34MBDS)  
 Front quad bunk (38BHDS)  
 Front queen bed (38BHDS)  
 Hide-a-bed with LED floor lighting (select models)  
 Wall hugger theater seating (select models)  
 King bed (34RSBS, 38BHDS, 38FDDS)  
 Patio door (29RKS, 34RSBS) (std. on 38BHDS, 38FDDS)  
 Rear sofa with folding bunk (33RBTS)  
 Roof ladder  
 Kitchen skylight with shade  
 Carpet in living area (34RSBS, 38FDDS)  
 Carpet in rear bedroom (32TSBH)  
 MORryde® Step Above™ entry steps  
 JAYCOMMAND™ Control System  
 Raised cabinet doors  
 Theater seating (select models)

### INTERIOR OPTIONS

### CARBON



### SANDSTONE



### STERLING



# JAYCOMMAND™

**THE OPTIONAL JAYCOMMAND™ SYSTEM PUTS RVERS IN FULL CONTROL OF THEIR UNIT. THE SYSTEM WAS CUSTOM-BUILT BY OUR PRODUCT DEVELOPMENT TEAMS ALONG WITH ONECONTROL®, SO THAT OWNERS CAN MONITOR AND CONTROL KEY RV OPERATIONS FROM A PHONE OR A TABLET.**



# 50 percent Stronger

4,500 lbs. on a Jayco roof vs. other roofs



Jayco's roof **vs.** other roofs



MADE IN USA

Featuring Durawall®  
Technology - ENGINEERED  
to help you tow with confidence



# 2+3 YEAR LIMITED | YEAR STRUCTURAL WARRANTY

## Travel with Confidence

### NO ONE OFFERS A BETTER WARRANTY

At Jayco, we build our RVs to handle every adventure, then back them with our **industry-leading 2+3 warranty**. Our 2-year limited warranty has you covered for 2 camping seasons. That's **730 days**. In addition, our 3-year structural warranty has you covered for **3 camping seasons or 1,095 days**. You won't find a better warranty in the business, because the only strings we attach are those that deliver the ultimate in reliability. That's the Jayco difference. So go explore. For a copy of our 2-year limited + 3-year structural warranty with complete terms and conditions, please contact your local Jayco dealer.

Meet your Jayco Dealer \_\_\_\_\_



Generations of family fun.

Jayco, Inc. | P.O. Box 460 | Middlebury, IN 46540 © **RVIA**  
See dealer for further information and prices. All information in this brochure and on [www.jayco.com](http://www.jayco.com) is the latest available at the time of publication approval. Jayco reserves the right to make changes and to discontinue models without notice or obligation. Photography may show optional equipment or props used for decoration purposes only. RVs built for sale in Canada may differ to conform to Canadian codes. JAYCO and the JAYCO BIRD IN FLIGHT are registered trademarks of Jayco, Inc. Printed in USA 96K 10/19 ©2019 Jayco, Inc.

Follow Jayco  
#LetsJayco

